

Sensor Tap – Hospital Spout 18cm



The more stars the more water efficient

WATER RATING
www.waterrating.gov.au

4.5 litres per minute

In accordance with AS/NZS 6400

Licence No. 1718
Mitchell Engineering Food Equipment Pty Ltd



WaterMark
WM-022559
AS/NZS 3718



MEFE

CAT 67910

Hospital Spout 18cm - Chrome Plated

Deck Mounted

Features

Up to 70% water saved
Hygienic with zero cross contamination
Touch free and accessible activation
"Plug and play" digital infrared sensor technology
Sensing range automatically adjusts to your environment
Easy installation and supplied with everything required, replaces existing 1/2" connections
No electrical wiring required, 4 x AA batteries or 240V transformer




Includes

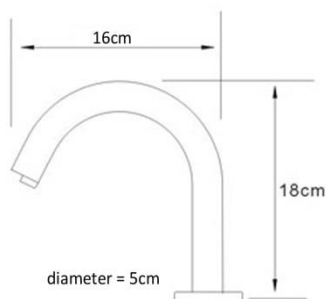
Hospital spout with fitted sensor
Solenoid box (fitted solenoid valve and battery housing, batteries not supplied)
Optional 240V transformer
Braided hose
Instruction manual

Specifications

Deck Mounted
Chrome Plated
Standard 1/2" Connection
10cm Pre-set Sensing Range
Water Pressure: 0.07-0.7Mpa

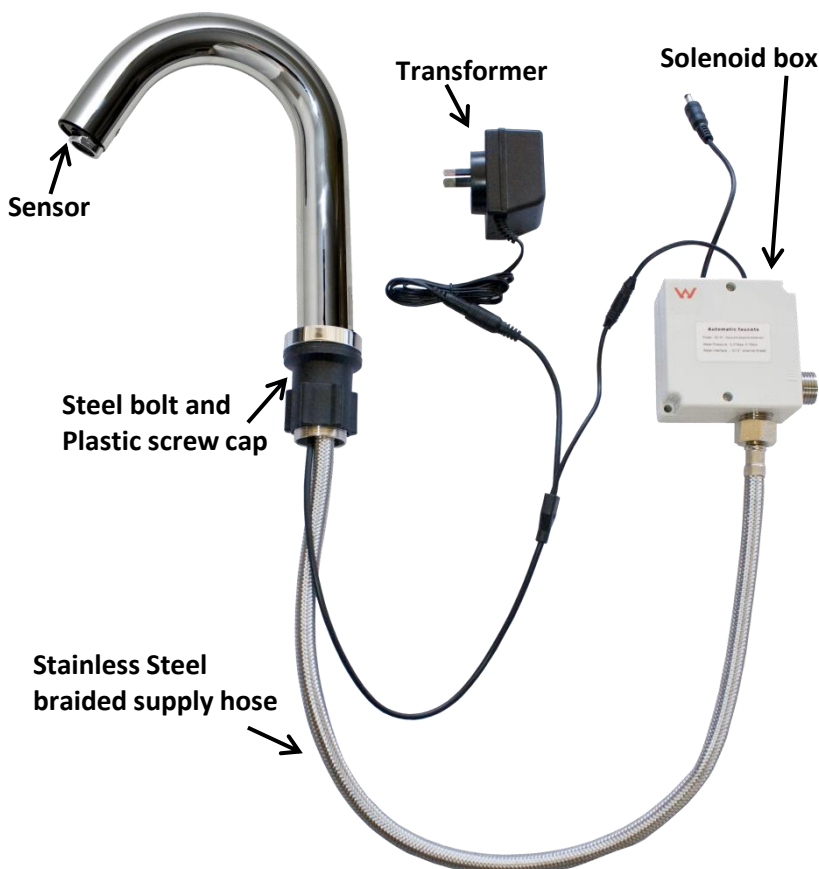
Available Finishes

-  CAT 67910 – Chrome Plated
-  CAT 67910B – Matte Black
-  CAT 67910G – Gold



Dimensions

Hospital Spout - 18 cm high
Tap: 18 x 16 x 5 cm, 0.5 kg
Boxed: 28 x 22 x 10 cm, 1.3 kg



MEFE Sensor Taps are WaterMark certified and have been awarded 6 Stars, the highest WELS water efficiency rating. This signifies that our taps are eco-friendly and of the highest quality being AUS and NZ certified. Our range is DDA compliant when installed in accordance with AS 1428.1 2009.