

# Sensor Tap - Boomerang



The more stars the more water efficient

**WATER RATING**  
[www.waterrating.gov.au](http://www.waterrating.gov.au)

**5.0** litres per minute

In accordance with AS/NZS 6400

**Licence No. 1718**  
Mitchell Engineering Food Equipment Pty Ltd



# CAT 679178

## Boomerang – Stainless Steel Deck Mounted

### Features

Up to 70% water saved  
Hygienic with zero cross contamination  
Touch free and accessible activation  
"Plug and play" digital infrared sensor technology  
Sensing range automatically adjusts to your environment  
Easy installation and supplied with everything required, replaces existing 1/2" connections  
No electrical wiring required, 4 x AA batteries or 240V transformer




### Includes

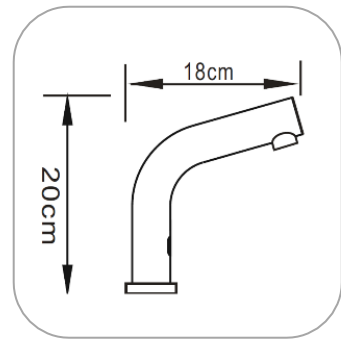
Boomerang spout with fitted sensor  
Solenoid box (fitted solenoid valve and battery housing, batteries not supplied)  
Optional 240V transformer  
Braided hose  
Instruction manual

### Specifications

Deck Mounted  
Stainless Steel  
Standard 1/2" Connection  
10cm Pre-set Sensing Range  
Water Pressure: 0.07-0.7Mpa

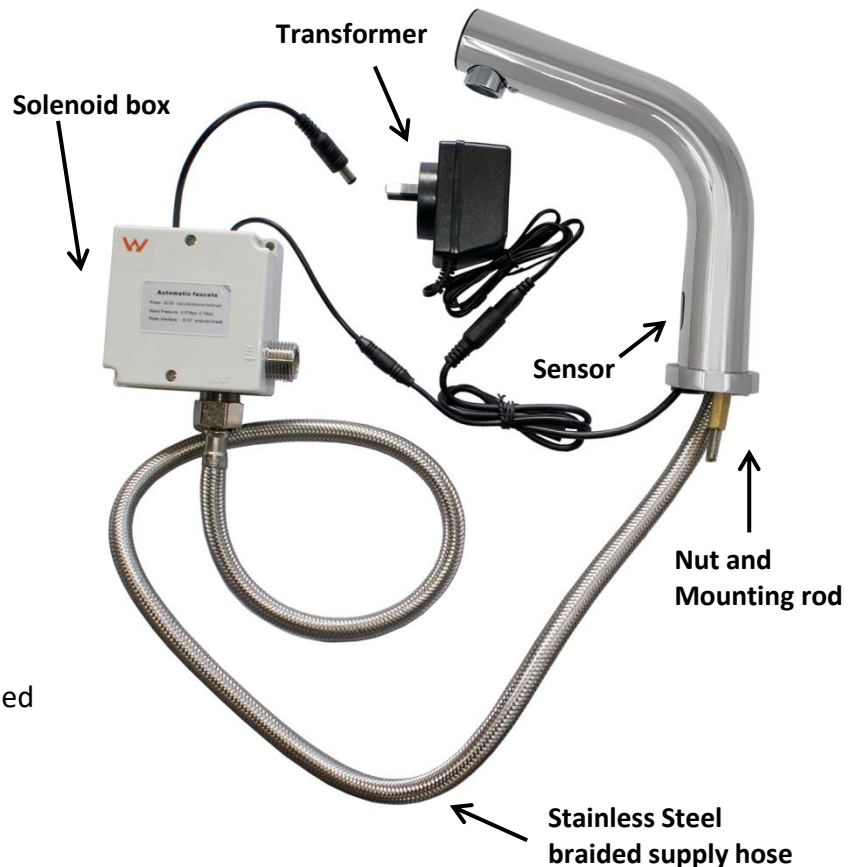
### Available Finishes

-  CAT 679178 – Stainless Steel Polished
-  CAT 679178S – Satin Finish
-  CAT 679178B – Matte Black



### Dimensions

Boomerang Spout - 20cm high  
Tap: 20 x 18 x 5cm, 0.5kg  
Boxed: 25 x 22 x 6cm, 1.3kg



MEFE Sensor Taps are WaterMark certified and have been awarded 6 Stars, the highest WELS water efficiency rating. This signifies that our taps are eco-friendly and of the highest quality being AUS and NZ certified. Our range is DDA compliant when installed in accordance with AS 1428.1 2009.



1800 669 006  
[info@mefe.com.au](mailto:info@mefe.com.au) [www.mefe.com.au](http://www.mefe.com.au)  
Tel: 07 3283 4536 Fax: 07 3283 4482

